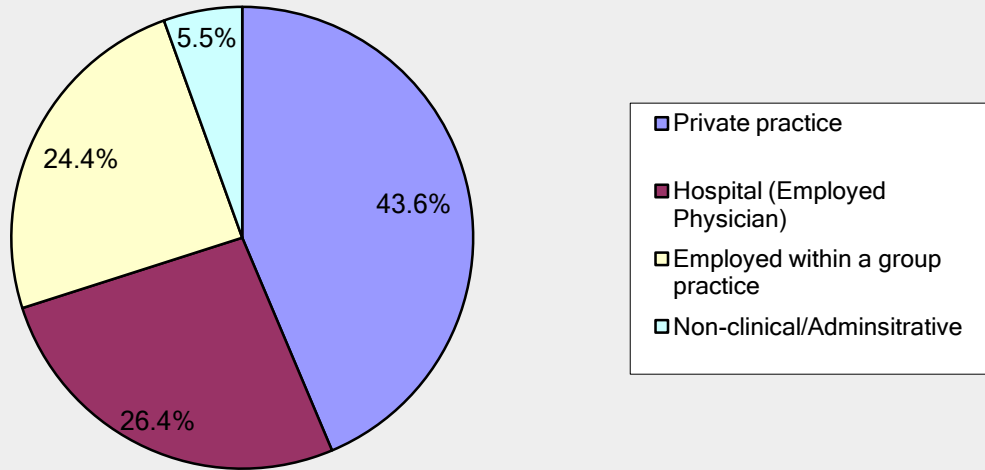
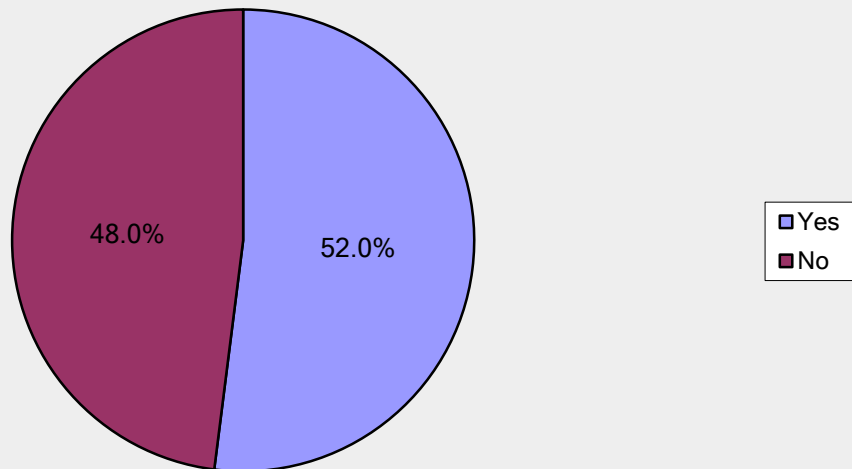


Center for Employed Physicians Maryland Physicians Survey

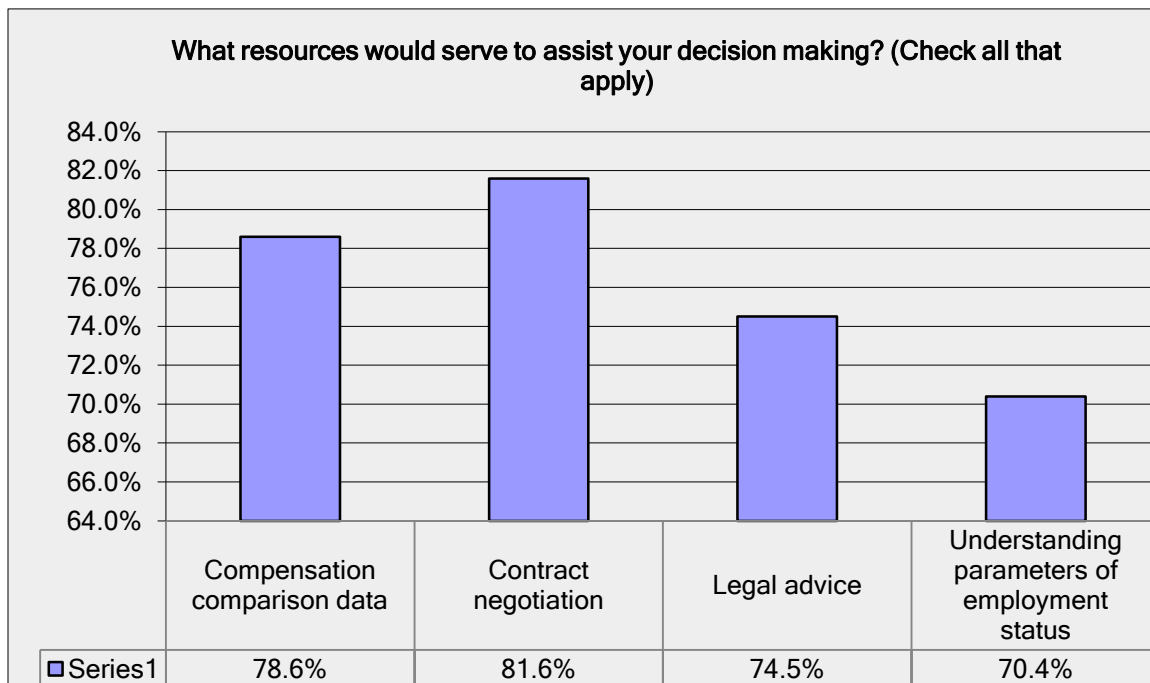
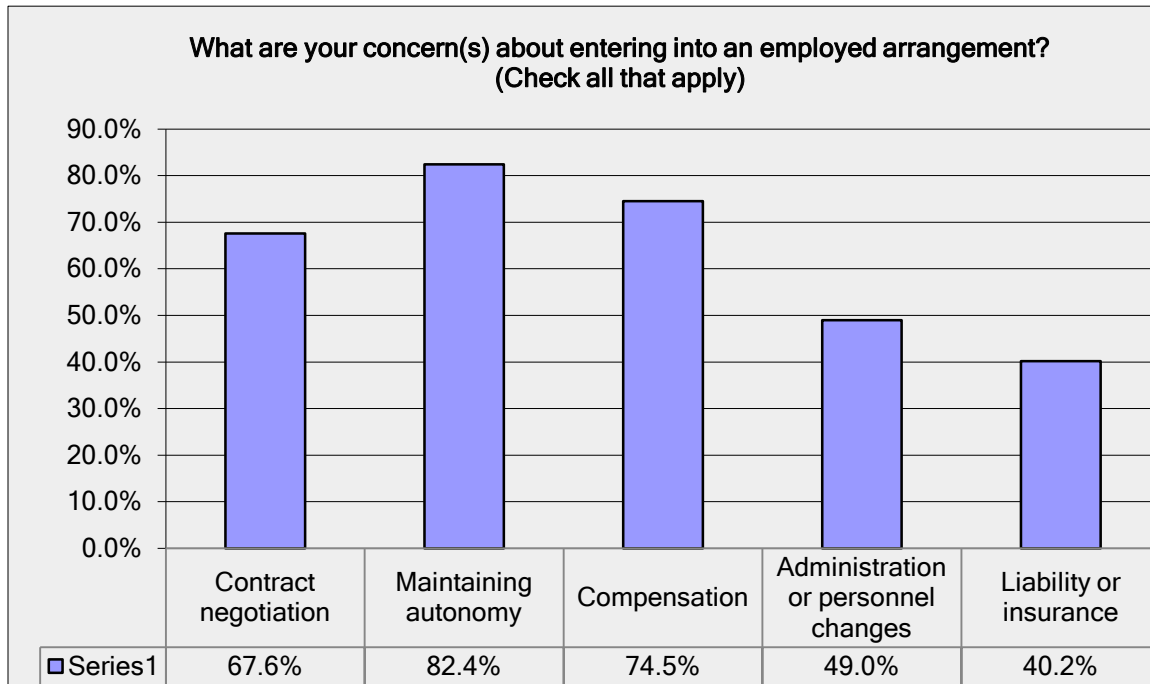
Which of the following categories best describes your employment status?



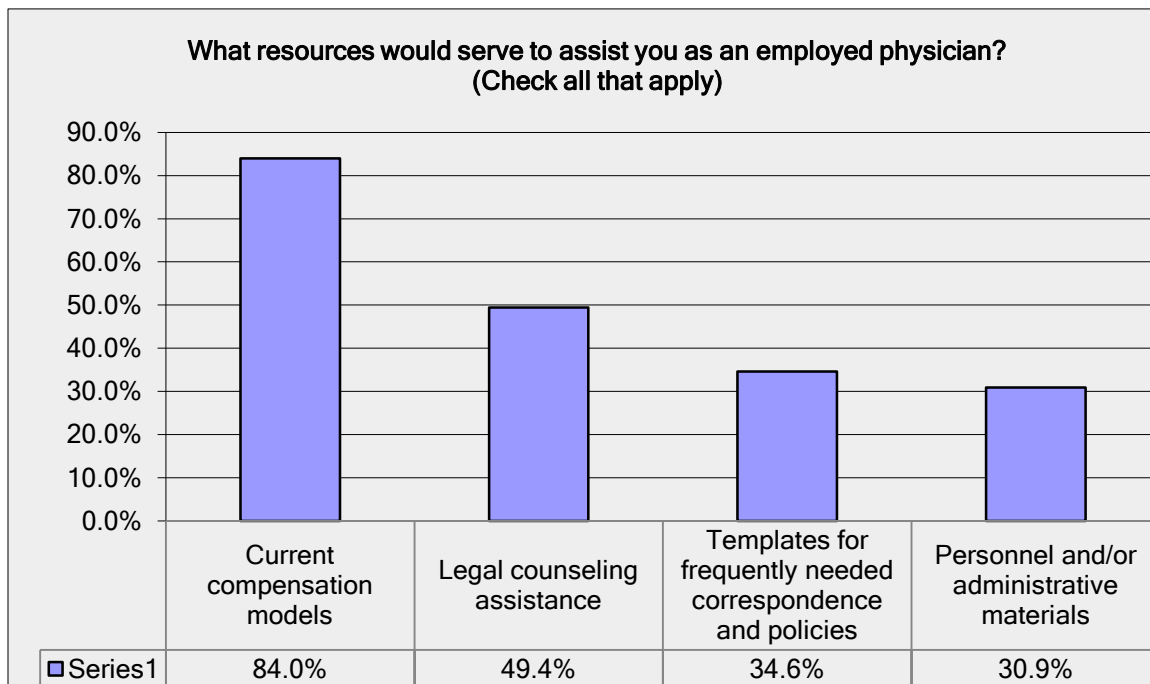
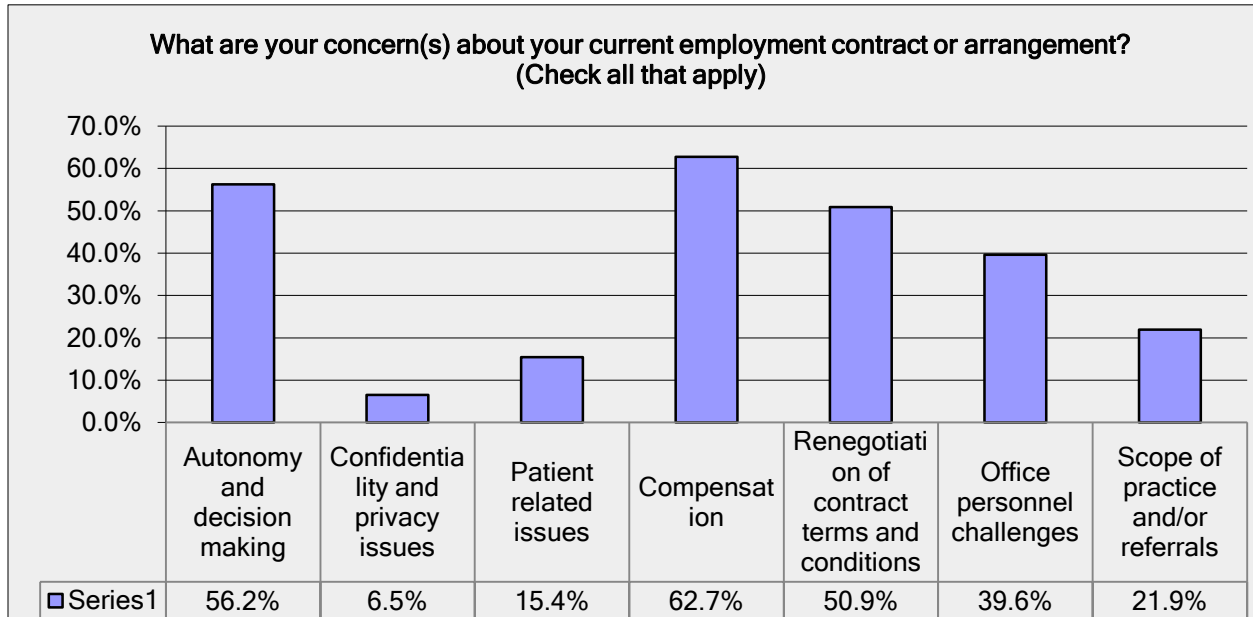
Have you considered, or are you considering, becoming an employed physician?



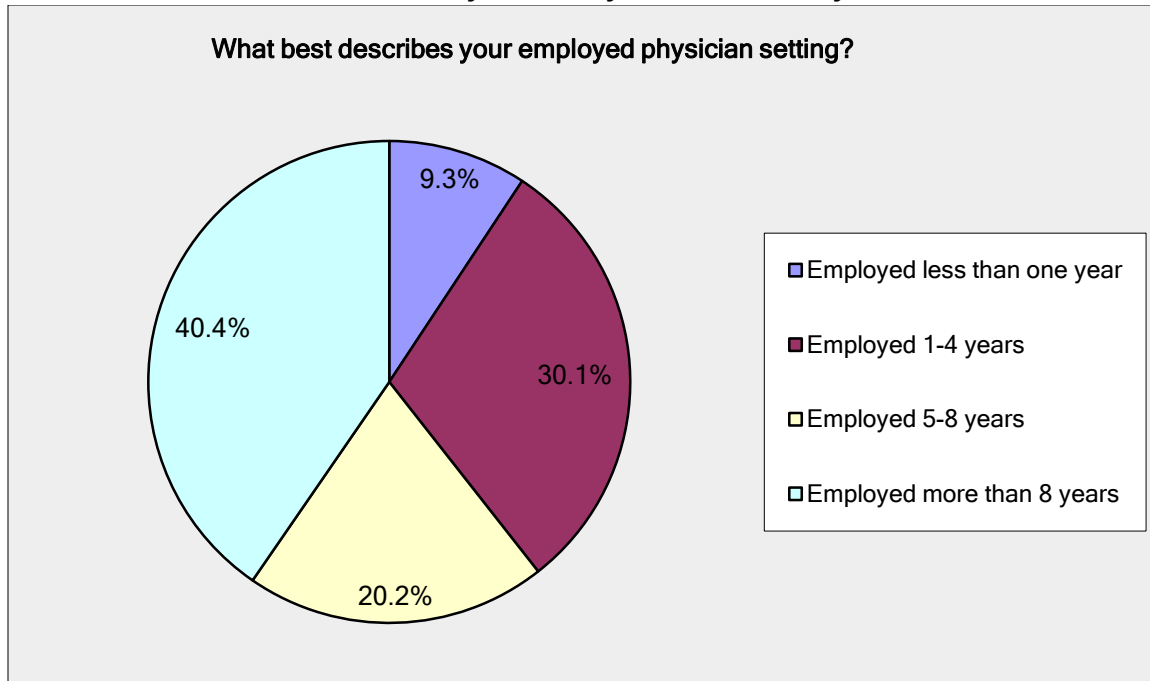
Center for Employed Physicians Maryland Physicians Survey



Center for Employed Physicians Maryland Physicians Survey



Center for Employed Physicians Maryland Physicians Survey



Primary County of Practice:		
Answer Options	Response Percent	Response Count
Allegany County	0.7%	2
Anne Arundel County	3.6%	10
Baltimore City	20.1%	55
Baltimore County	24.1%	66
Calvert County	0.7%	2
Caroline County	0.0%	0
Carroll County	1.8%	5
Cecil County	4.0%	11
Charles County	0.7%	2
Dorchester County	0.0%	0
Frederick County	2.2%	6
Garrett County	0.4%	1
Harford County	2.9%	8
Howard County	5.1%	14
Kent County	1.1%	3
Montgomery County	18.2%	50
Prince George's County	6.9%	19
Queen Anne's County	1.1%	3
Saint Mary's County	0.4%	1
Somerset County	0.0%	0
Talbot County	2.6%	7
Washington County	1.5%	4
Wicomico County	1.1%	3
Worcester County	0.7%	2
<i>answered question</i>		274
<i>skipped question</i>		153

Center for Employed Physicians Maryland Physicians Survey

What is your specialty?		
Answer Options	Response Percent	Response Count
Allergy and Immunology	0.5%	1
Anesthesia	6.6%	14
Dermatology	3.3%	7
Emergency Medicine	6.2%	13
Family Practice	0.0%	0
General Practice	0.0%	0
General Surgery	7.1%	15
Internal Medicine	15.2%	32
OB/GYN	9.0%	19
Oncology	0.9%	2
Ophthalmology	3.3%	7
Pediatrics	0.5%	1
Psychiatry & Neurology	10.9%	23
Physical Medicine & Rehabilitation	3.3%	7
Radiology	3.8%	8
Pathology	2.8%	6
Plastic and Reconstructive Surgery	2.8%	6
Primary Care Practice	19.9%	42
Sports Medicine	0.9%	2
Urology	2.8%	6
Other (please specify)		75
<i>answered question</i>		211
<i>skipped question</i>		216

